





## Industry Users - GETTING STARTED

Defense Counterintelligence and Security Agency (DCSA) provides the following guidance for industry users initiating their NI2 system registration and access:

### System Access Requirements

 Government Contracting Activity Contract Officer (GCA KO) sponsorship

 Completed and approved Contractor Account Managers (CAM) Appointment Letter (CAM only) found here: [Appointment Letters](#)



#### System Access

The NI2 system notifies you by email once you can access the system. Once you have access, follow these steps:


1. Navigate to the <https://niss.dcsa.mil>.
2. Select the NI2 Access link.
3. Choose the correct PKI/ECA certificate, then select OK.



#### System Registration

Once you have accessed the NI2 system, complete these steps to register for an account:

1. Select Register.
2. Type all required information in the given fields.
3. Select Submit.


 **Note:** If your registration request is denied, the NI2 system sends an email containing resolution instructions.

## Resources

 NI2 Landing Page  
<https://niss.dcsa.mil>

 Contact Us  
[dcsa.meade.peo.mbx.ni2@mail.mil](mailto:dcsa.meade.peo.mbx.ni2@mail.mil)

 Required Training  
<https://securitytraining.dcsa.mil>

 For more information visit  
<https://www.dcsa.mil/Systems-Applications/NI2-National-Industrial-Security-System-Increment-II>